



CRE DL6 260 RM  
SAN PE6 120 LP



CRE DL6 260 LP  
KOALA6 2424BSRM



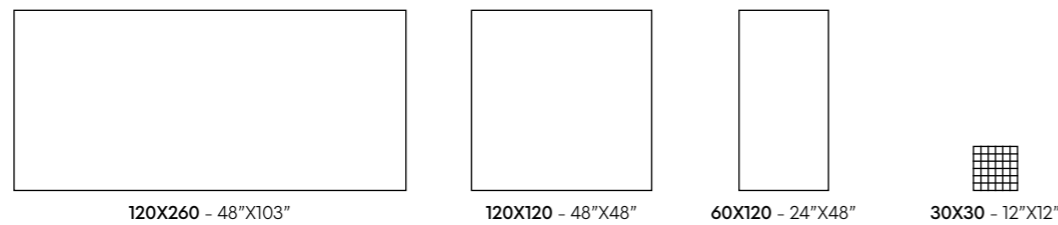


STA VP6 120 RM  
STA VP6 260 RM  
STA VP6 260 LP



30

**STA VP**

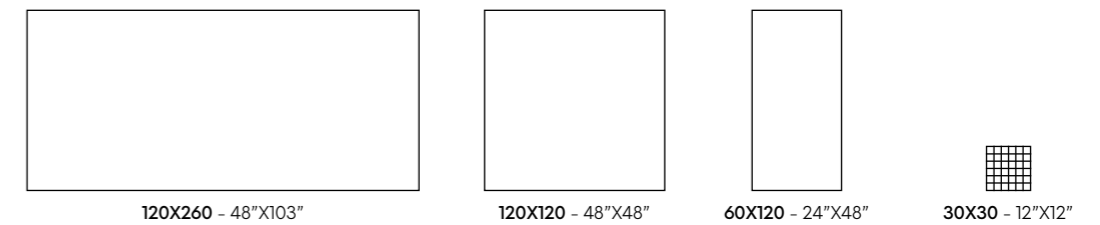


		STA VP6 260 RM	STA VP6 120 RM	STA VP6 12 RM	MK.STA VP6 30
		STA VP6 260 LP	STA VP6 120 LP	STA VP6 12 LP	



31

**CRE DL**



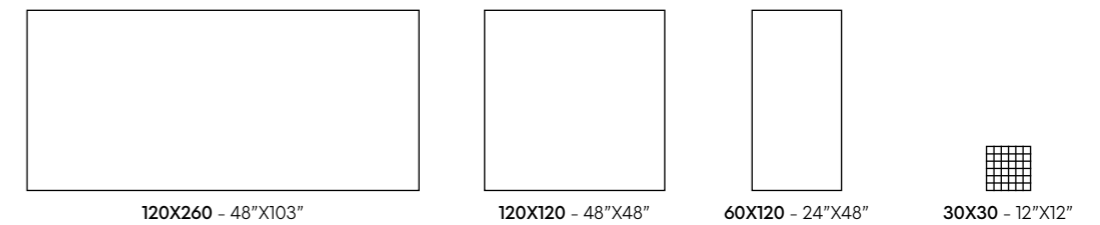
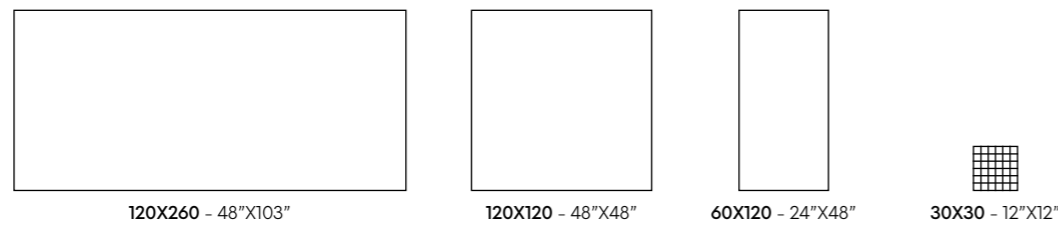
		CRE DL6 260 RM	CRE DL6 120 RM	CRE DL6 12 RM	MK.CRE DL6 30
		CRE DL6 260 LP	CRE DL6 120 LP	CRE DL6 12 LP	



32

**SAN PE**

**INF BR**



	LI N	SAN PE6 260 RM	SAN PE6 120 RM	SAN PE6 12 RM	MK.SAN PE6 30
	LI LP	SAN PE6 260 LP	SAN PE6 120 LP	SAN PE6 12 LP	

	LI N	INF BR6 260 RM	INF BR6 120 RM	INF BR6 12 RM	MK.INF BR6 30
	LI LP	INF BR6 260 LP	INF BR6 120 LP	INF BR6 12 LP	

33



**GHEPARD6 260LP** △  
120x260-48"X103"



**ZEBRA6 260LP** △  
120x260-48"X103"



**GHEPARD6 120LP** △  
120x120-48"X48"



**GHEPARD6 12LP** △  
60x120-24"X48"

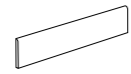


**ZEBRA6 120LP** △  
120x120-48"X48"



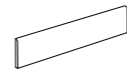
**ZEBRA6 12LP** △  
60x120-24"X48"

**Pezzi speciali**  
Special pieces



6X120-2.4"X48" Δ

STA VP	STA VP6 BT120
CRE DL	CRE DL6 BT120
SAN PE	SAN PE6 BT120
INF BR	INF BR6 BT120



6X120-2.4"X48" Δ

STA VP LP	STA VP6 BT120LP
CRE DL LP	CRE DL6 BT120LP
SAN PE LP	SAN PE6 BT120LP
INF BR LP	INF BR6 BT120LP

**Caratteristiche tecniche specifiche**  
Technical features specifications

THE ROOM	DIN 51130 (R)	DIN 51097 (A+B+C)	BCR REP. CEC 6/81		DM 14/6/89 N. 236		PENDULUM TEST BS (INGLESE)	PENDULUM TEST AS/NZS 4856:2004 (AUSTRALIANO)	PENDULUM TEST UNE ENV 12633:2003 (SPAGNOLO)	BOT 3000 (DCOF)  AVERAGE VALUE
			G.A.	G.B.	C.A.	G.B.				
	R9	A	>0.4	>0.4	>0.4	>0.4	>25	>25	1	0.64



INF BR6 120 LP  
INF BR6 260 LP  
INF BR6 120 RM  
PRTU 120DG LV



[imolaceramica.com](http://imolaceramica.com)

**A brand of  
Cooperativa Ceramica d'Imola S.c.**

Via V. Veneto, 13  
40026 Imola (BO) Italia  
Tel. +39 0542 601601  
Fax +39 0542 31749